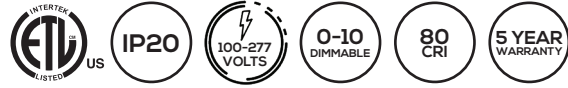




PRODUCT DESCRIPTION

The suspended Horizon Linear is a commercial pendant lighting fixture. The unique design is nearly transparent when off and provides excellent uniformity and efficiency when on. 4mm thick acrylic optical light guide coupled with high efficacy LEDs, precisely controls light distributions between the direct surfaces below and the ambient area above the fixture, making the illusion of the light floating in mid-air. Internal constant current driver can be easily replaceable with 0-10V dimming input. It is available in both 4 foot and 8 foot lengths.



ORDER STRUCTURE [EXAMPLE: HL8/30K]

PRODUCT CATEGORY	LENGTH	CCT
HL= Horizon Linear	4 = 4FT 8 = 8FT	30 = 3000k 35 = 3500k 40 = 4000k 50 = 5000k (KADJ= 3000k, 3500k, 4000k CCT ADJUSTABLE (ON 4 FT ONLY))

ORDER CODES

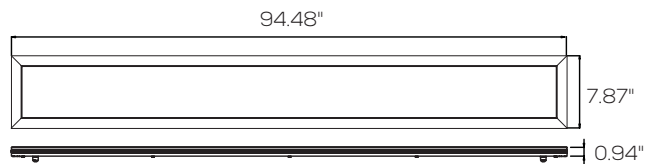
ORDER CODE	MODEL NUMBER	LENGTH	CCT
50510-AL	HL4KADJ	4 FT	3000K, 3500K, 4000K
50580-AL	HL8/30K	8 FT	3000K
50581-AL	HL8/35K	8 FT	3500K
50582-AL	HL8/40K	8 FT	4000K
50583-AL	HL8/50K	8 FT	5000K

DIMENSIONS

8" x 4'



8" x 8'



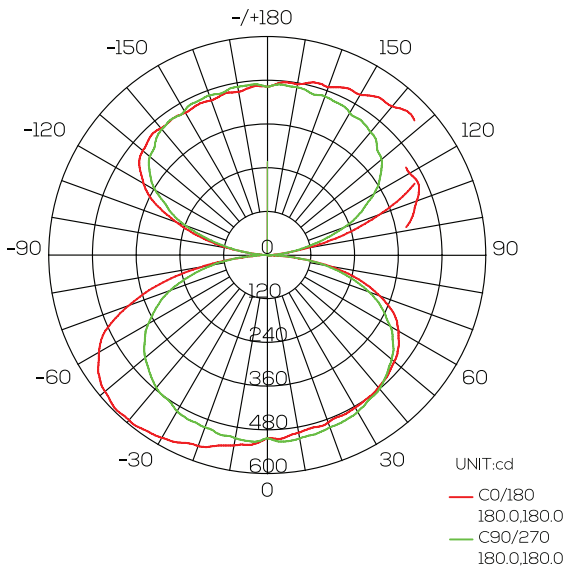
SPECIFICATIONS

		HL - 4 FT	HL - 8 FT
GENERAL PERFORMANCE	Input Power (W)	40 WATTS	80 WATTS
	Luminous Flux	4200LM	8400LM
	CRI	Ra>80	Ra>80
	CCT	TUNABLE: 3000K, 3500K, AND 4,000K BY SWITCH	3000K / 3500K / 4000K / 5000K
	Efficacy	105LPW	105LPW
	Beam Angle	120	120
	Standard Lifetime	50,000 HOURS	50,000 HOURS
ELECTRICAL	Input Voltage	100-277V	100-277V
	Power Factor	>0.9	>0.9
	Driver	Internal	Internal & Replaceable
	Surge Protection	Inrush current max is 25A at 120V	
	Emergency Backup	Not Available	
	IP Rating	IP20 damp rated	IP20 damp rated
PHYSICAL	Length	47.24"	94.48"
	Width	7.87"	7.87"
	Height	0.94"	0.94"
	Mounting	Suspended	Suspended
CERTIFICATION	Certification	ETL	ETL
	Warranty	5 YEARS	5 YEARS

PHOTOMETRICS

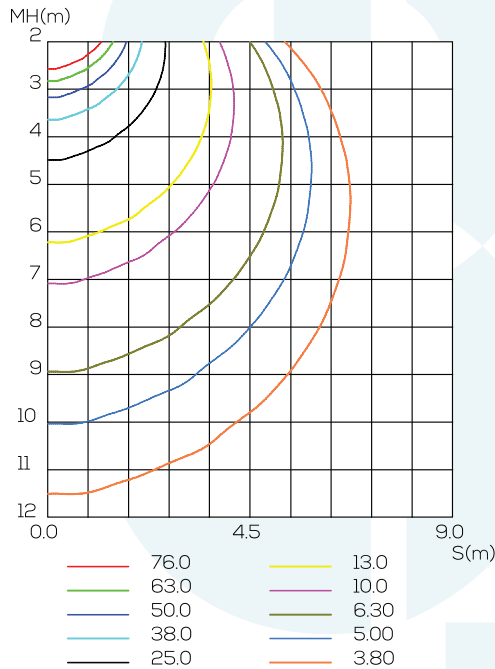
4'

LUMINOUS INTENSITY DISTRIBUTION DIAGRAM



AVERAGE BEAM ANGLE(50%):360.0 DEG

CO PLANE ISOLUX DIAGRAM (UNIT:lx)



8'

